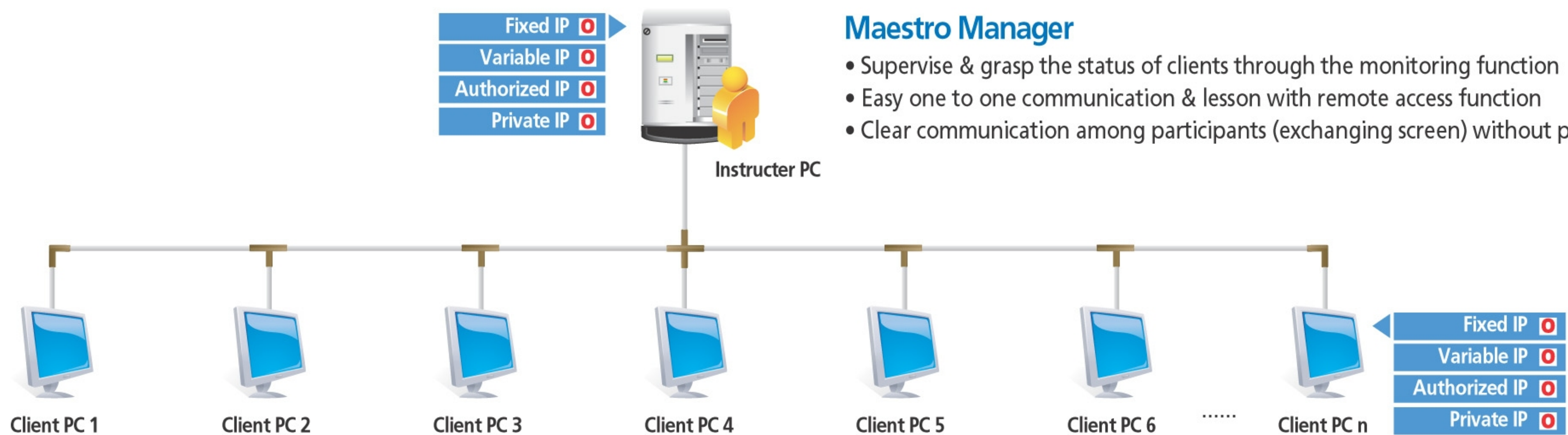




Maestro Network

Solution for integrated system recovery management in mass use

Make-up diagram of Maestro Network



Product Composition






The Maestro Network is composed of Maestro manager and Maestro client the Maestro client works by commands from Maestro manager

Product	Contents	Install location
Maestro Manager	Manager program	Manager PC
Maestro Client	Client program	Client PC

Recommended system requirement

Maestro Manager	CPU	above Pentium IV
	RAM	more than 512Mbytes
	OS	Windows 2000/Pro/XP or above
	HDD	more than 10Gbytes reserved
	LAN	10/100 Ethernet Adaptor
	Protocol	TCP/IP, UDP
	IP	Fixed
	DISPLAY	1024×768 or above
Maestro Client	CPU	above Pentium IV
	RAM	more than 512Mbytes
	OS	Windows 2000/Pro/XP or above
	HDD	more than 20Gbytes reserved
	LAN	10/100 Ethernet Adaptor
	Protocol	TCP/IP, UDP
	IP	Fixed
	DISPLAY	1024×768 or above

Maestro Network products' function table

Maestro Enterprise	
Recovery management 	System Recovery / Existing status storement
	Reserved recovery set-up
	Recovery Install/ Delete
Group management 	Group Add / Delete
	Sending Message
	Sending File
	Remote execution
	Attendance check / Attendance data management
	Client monitoring
	Student's work collection
Instruction tools 	participants screen exchange
PC Management 	Remote program delivery
	PC Power control
	Remote access
	Hiding tray icon
PC Control 	Screen control
	Internet control
	Control panel
	Registry control
	Hiding control
	DOS Command control
	Display attribute control
	Task manager control
	Network joint control
	Windows account control
	restrictive of program execute